

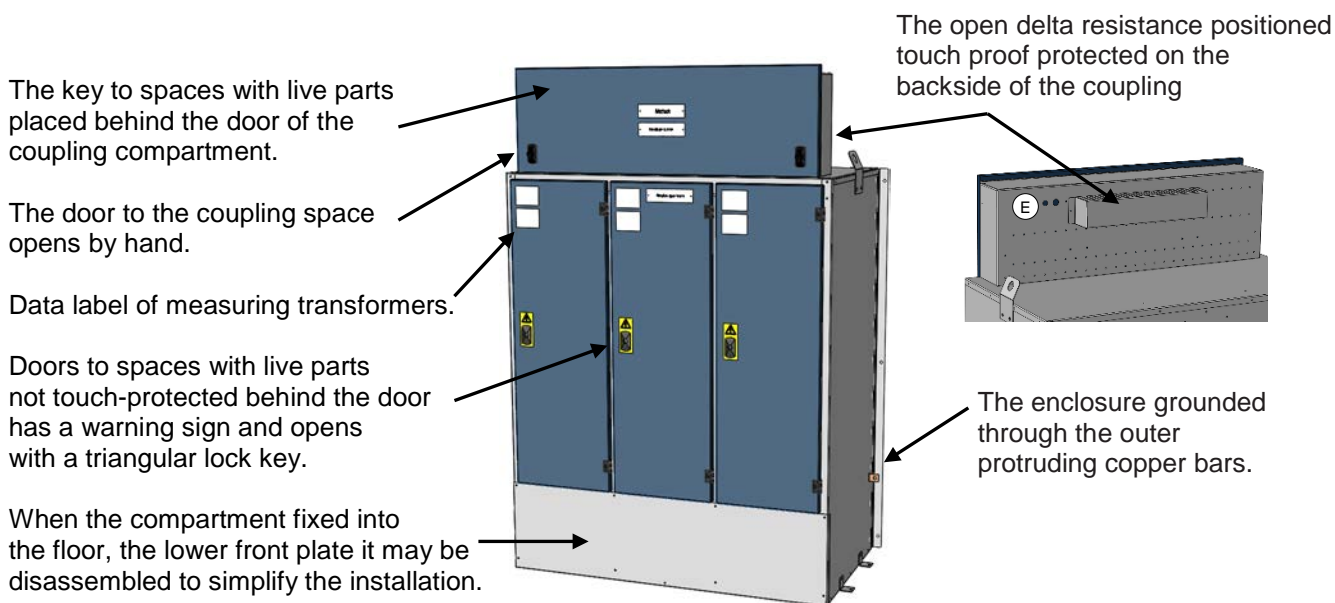
Date 2018-08-28
Reference Gordon Gunnarsson

Revision
1.1

Measuring cabinet - MIA 12/24/36kV

Operation

The measuring cabinet divided into three compartments (one for each phase) and one on top, mentioned as coupling space. Each phase compartment is single-pole isolated from the other ones.

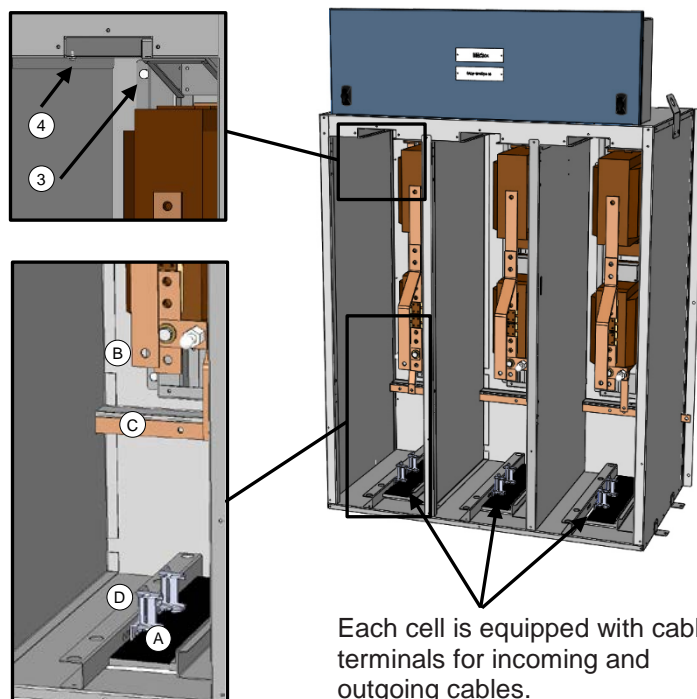


Connection

- Insert the cable through the brush seal.
- Connect the cable to the transformer-copper bar with supplied bolts.
- If it is necessary to ground the cable screen, connect it directly to the measuring cabinet's earthbar.
- Attach the cable with the cable clips, acts as a strain relief for the cable.
- The rear of the coupling compartment is prepared with holes for connecting cables.

Change of transformers

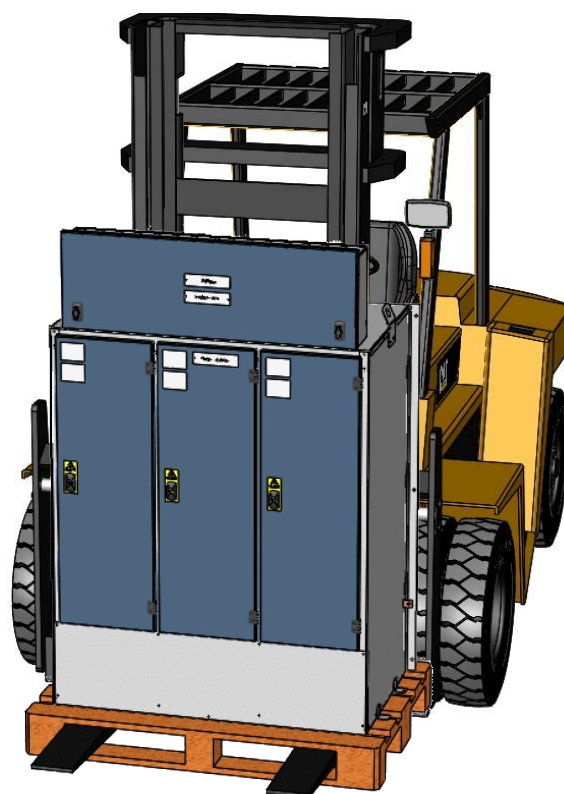
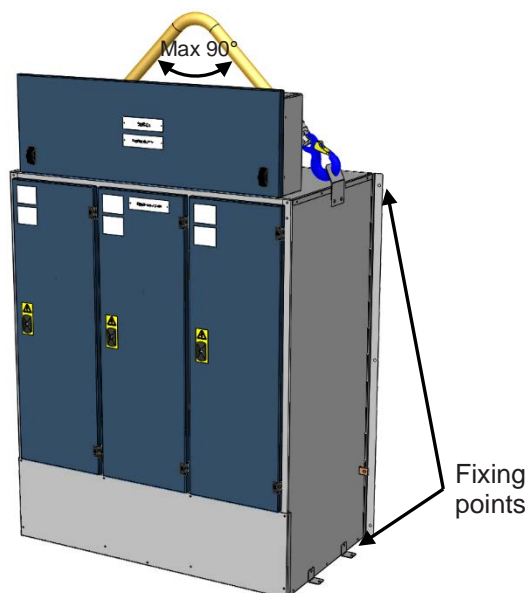
- Disconnect the power and ground according to applicable rules.
- Disconnect the earthing bar and cables.
- Remove the bolts (4 pcs) that attach transformer-fixing plate in the back of the enclosure.
- Now the transformer package is loose and possible to pull to front, a screw prevents the plate for falling out in the front position.



Lifting and handling

Information about the weight of the measuring cabinet found in the order specification and on the goods label.

It is **ABSOLUTELY FORBIDDEN** to do any damage to the enclosure.



Arrangement

After setup the cabinet must be bolted in the floor and wall (look above)

Maintenance

Intervals of maintenance controlled by the components contained in the product and what interval the manufacturer of these has specified. The level of maintenance also affected by the environment in which the product is located.

The enclosure is maintenance-free

Environmental

Place the enclosure always in a way that does not reduce its lifespan, such as areas with high degree of soiling, high humidity or very high average temperatures.

Reception's control

In case of transport damage or complaint, please contact HOLTAB. Always state the T-number on contact, located on the label data plate.

The supplied materials included, if possible, inside the tray or on the same pallet.

Information

All products from HOLTAB has a final factory check before delivery.

Final check document filed at Holtab, a copy is included and placed together with drawings.

Holtab AB

Strömgatan 13 • Box 54 • SE-362 21 TINGSRYD • Sweden
Tel. +46 477 550 00 • Fax +46 477 180 98 • www.holtab.se
BG 492-5921 • VST SE5561810911 01 • Registered office: Tingsryd